

Exhibit – Rise in Excess Mortality for Children after covid19 vaccinations

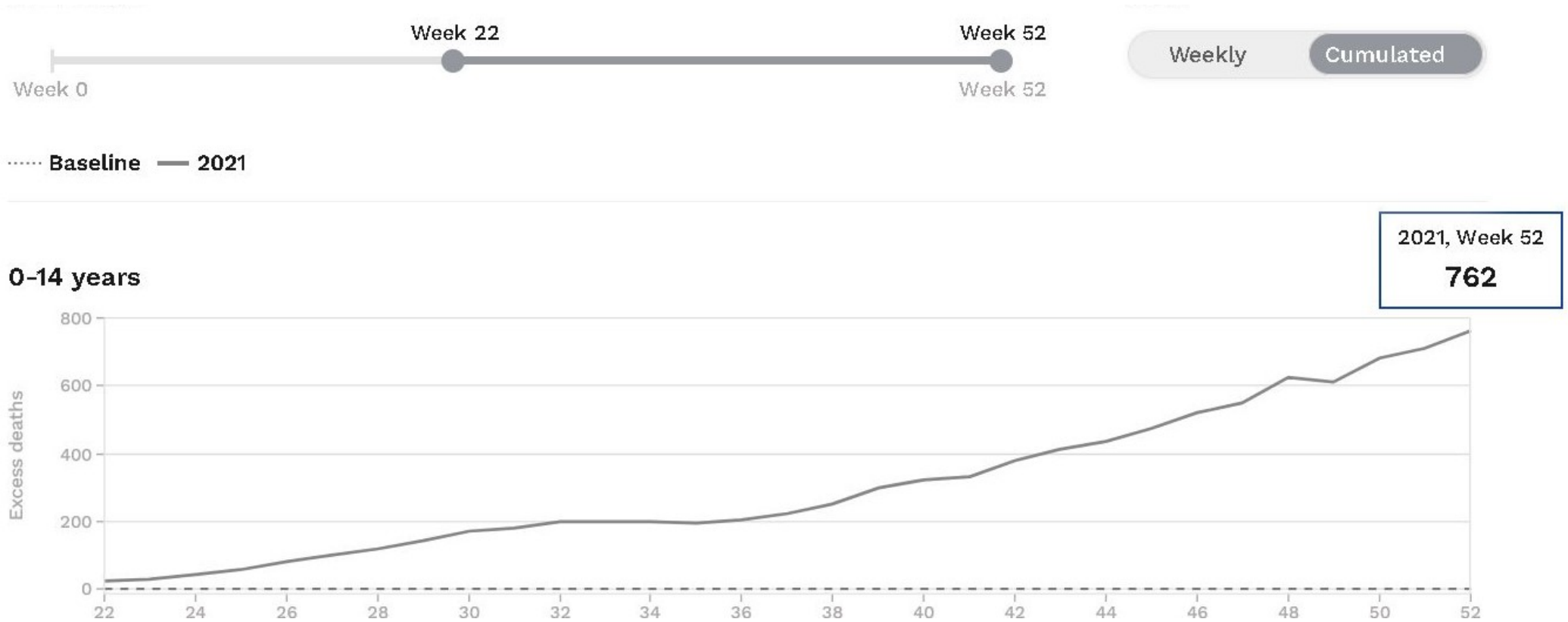
In the weeks following the approval of the covid19 vaccine for minors and children, that is week 22 of 2021, we have witnessed a shocking rise in excess deaths among children, an upward trend that persisted unabated up to the present in 2023. For children aged 0 to 14 years old, between week 1 and 21 of 2021 there was excess mortality of -299 or minus 299. Between week 22 of 2021 and week 52 of 2021, an alarming tally of 762 excess deaths among 0 to 14-year-olds.

Before covid19 vaccinations of Children



Source: Euromomo, <https://www.euromomo.eu/graphs-and-maps>

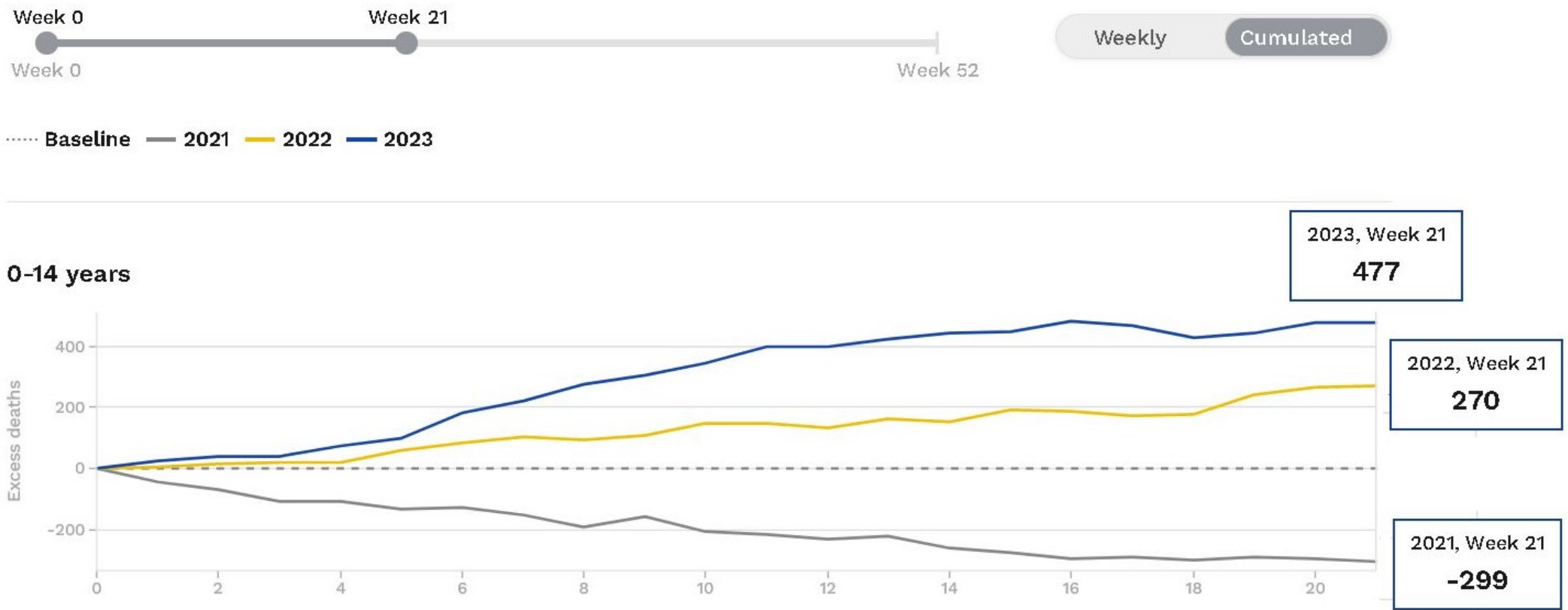
After covid19 vaccinations of Children



Source: Euromomo, <https://www.euromomo.eu/graphs-and-maps>

Week 1 to Week 21

This rise in excess mortality continued into 2022 and into 2023. For week 1 to week 21 of 2021 there were 299 fewer deaths than expected, which was minus 299 or - 299 excess mortality, while for the same period in 2022 it was 270 excess mortality and for 2023 it was 477 excess mortality. Massive increases.

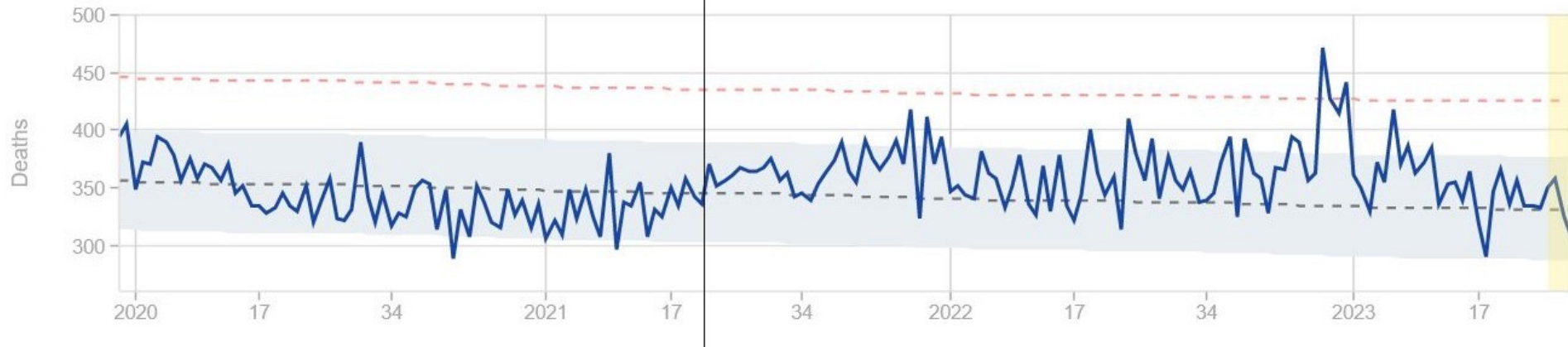


For period 2020 to 2023, one sees a sudden big increase and sustained increase in excess mortality after week 22 in 2021

The black line in the graph below represents week 21 of 2021. After this point one can see a large increase in excess mortality for children aged 0 to 14 years old which continues up to 2023.

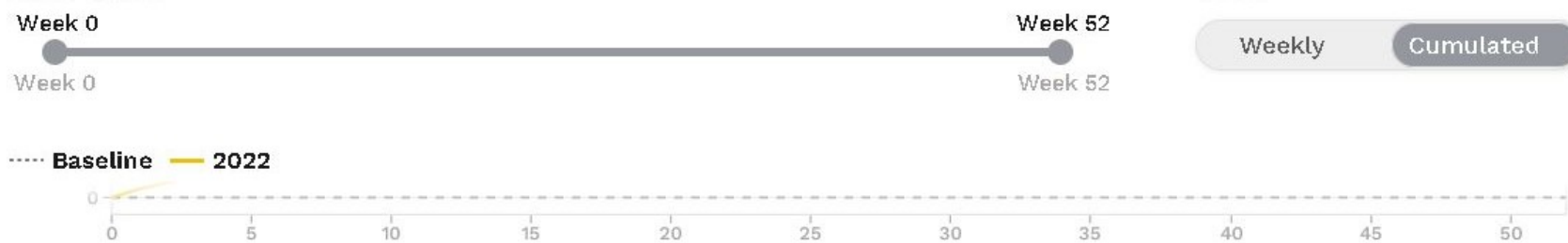
Source: Euromomo, <https://www.euromomo.eu/graphs-and-maps>

0-14 years

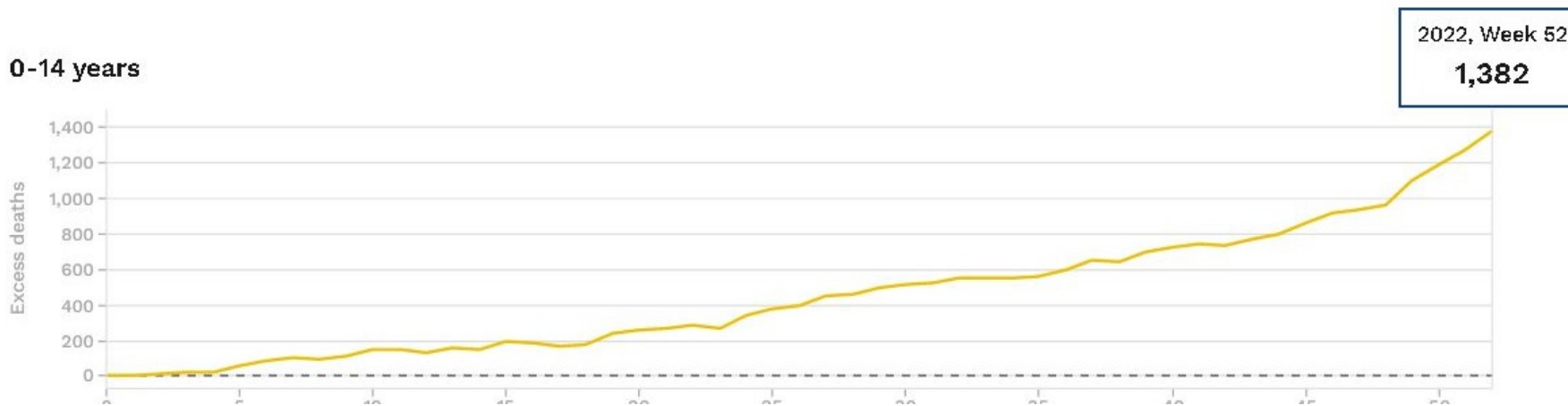


The rise in excess mortality for children continued into 2022 and 2023

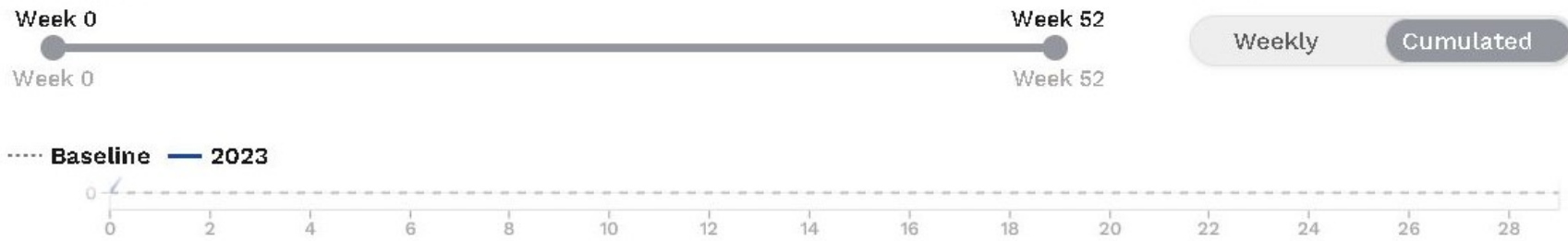
2022



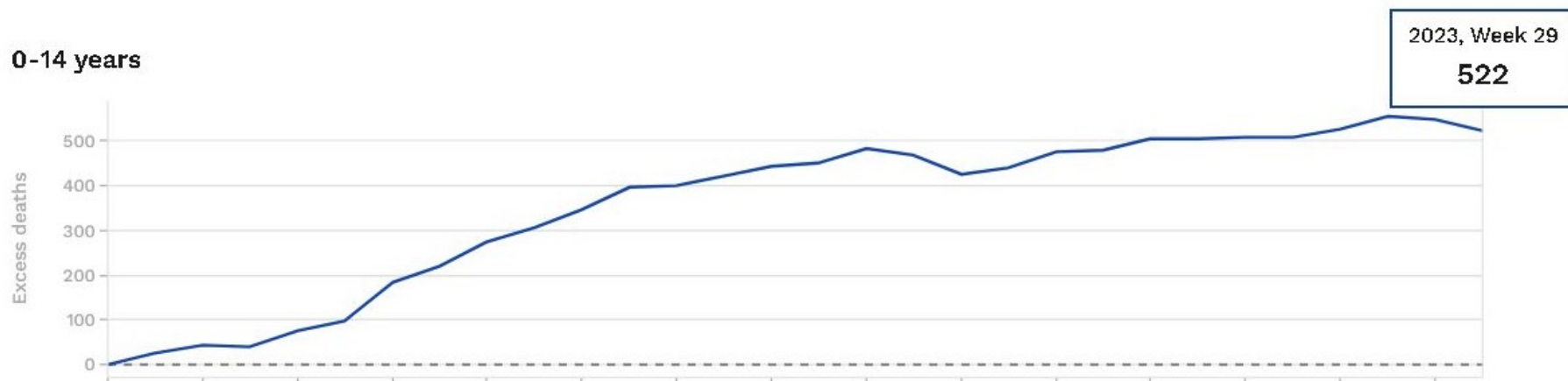
0-14 years



2023

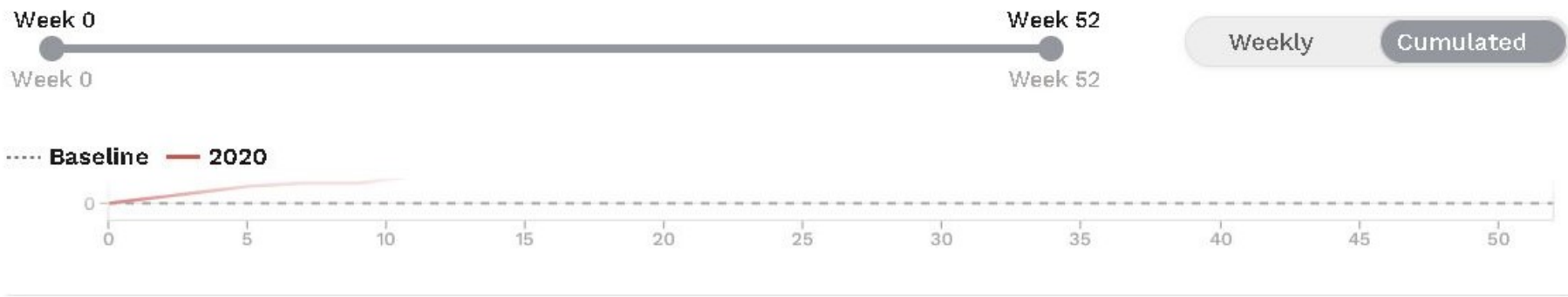


0-14 years

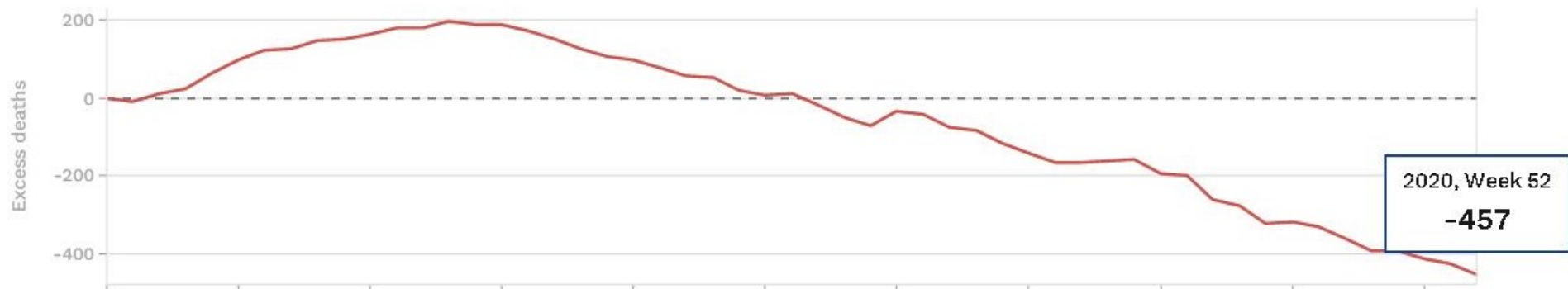


Contrast the years 2021, 2022 and 2023 with the year 2020 which was the year before covid19 vaccinations began.

See the graph below.



0-14 years

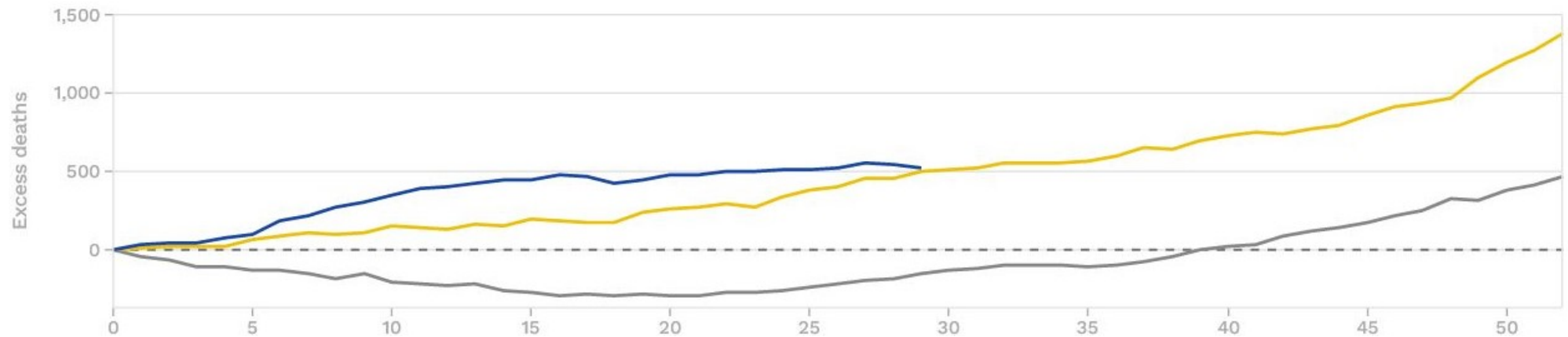


Source: Euromomo, <https://www.euromomo.eu/graphs-and-maps>

The following graph shows consistent high growth in excess mortality for children aged 0 to 14 years old from mid 2021 and for 2022 and 2023. Mid 2021 corresponds to the beginning of mass covid19 vaccinations of children in Europe.



0-14 years



Source: Euromomo, <https://www.euromomo.eu/graphs-and-maps>

Contrast this with the fact that CSO figures show that no child died of covid19 in Ireland. See graph below.

Show Table: Table 1 Profile of COVID-19 Deaths and Cases up to and including Friday 15 October 2021

Table 1: Profile of COVID-19 Deaths and Cases up to and including Friday October 15 2021 ^{1, 5}

	Total Deaths ²	Median Age of Deaths	Total Cases ³	Median Age of Cases
Total	5,306		414,802	33
Confirmed cases	5,057	82	414,802	33
Probable cases ⁴	249		0	0

Profile of the confirmed cases follows:

Sex

Female	2,363	84	212,284	33
Male	2,693	81	202,426	32
Unknown	92	26

Age

0-14	0	0	62,536	8
15-24	84,775	20
25-44	50	36	134,469	33
45-64	392	58	91,363	53
65-79	1,531	74	26,524	71
80+	3,079	87	15,077	86
Age not stated	58	0

Source: CSO, Ireland. <https://www.cso.ie/en/releasesandpublications/ep/p-covid19/covid-19informationhub/health/covid-19deathsandcasesstatistics/>